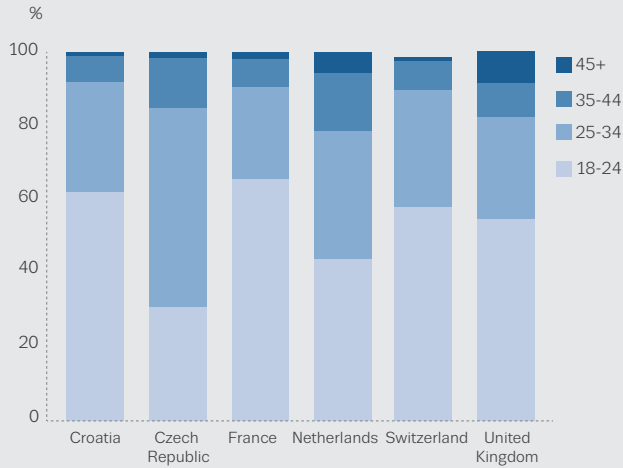


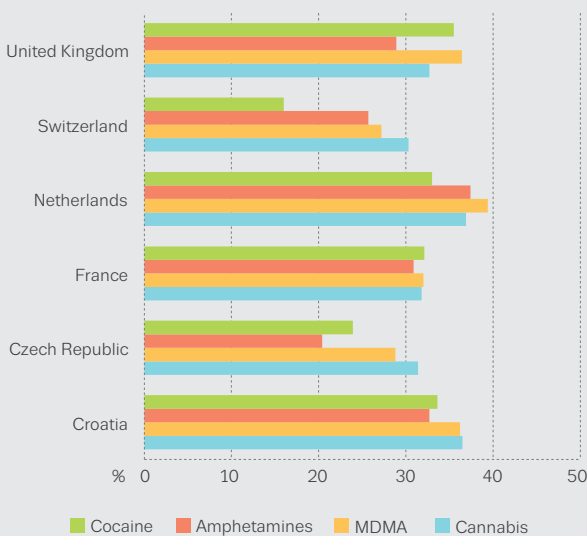
Age and gender distribution

There were marked variations between countries. Croatia, France (and Switzerland) had generally younger samples.



In all six countries a higher proportion of men than women (ranging from 58 % to 77 %) took part. This reflects the higher rate of drug use among men found in the general population.

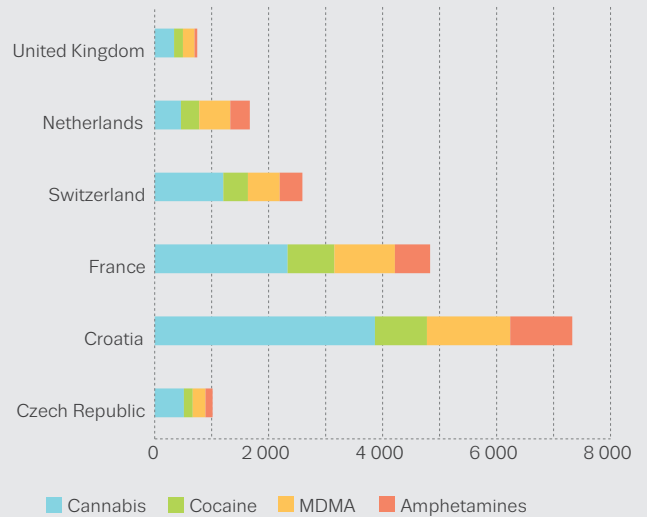
PROPORTION OF USERS OF DIFFERENT TYPES OF DRUGS WHO WERE WOMEN BY COUNTRY



Survey results

SAMPLE SIZES

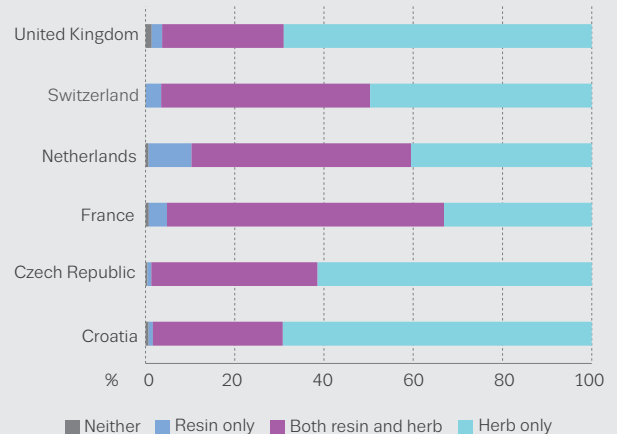
Overall, more than 20 000 people participated in the pilot project



The survey was advertised in a number of different ways which varied by country. Facebook was the most prominent source of referral. In four (Croatia, France, the Netherlands and Switzerland) out of the six countries the biggest share of respondents accessed the survey via Facebook.

Cannabis

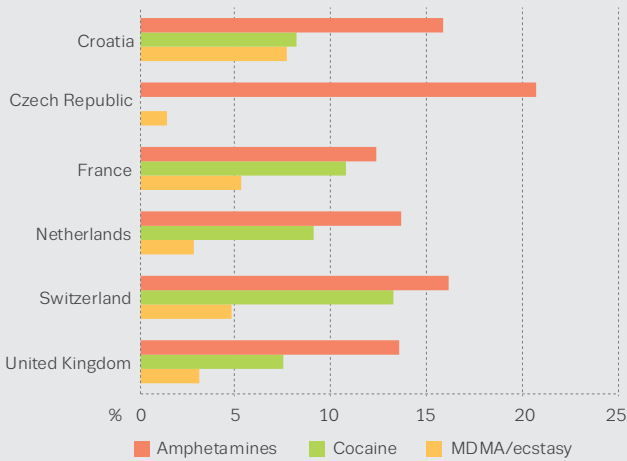
While the main cannabis type consumed was herb in Croatia, Czech Republic, Switzerland and United Kingdom, in France and the Netherlands a combination of resin and herb dominated.



Looking at the frequency of use in both past month and past year shows that in general users of both resin and herb were more frequent users (particularly of herb). However, the pattern is less marked in France.

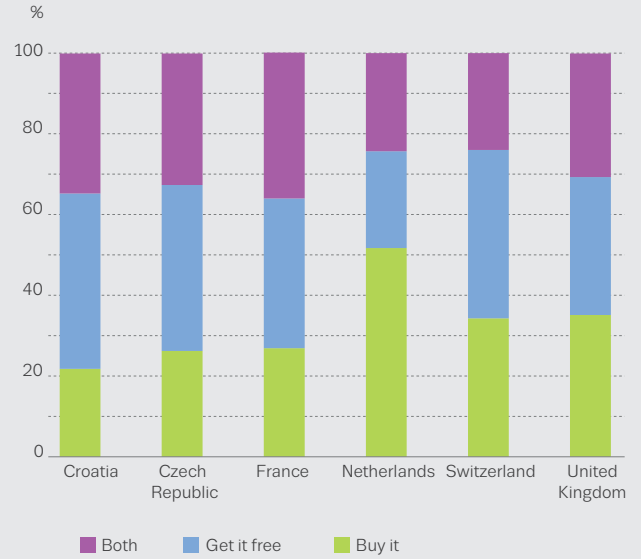
Stimulants

Proportion of frequent users by country



Cocaine

In the survey in the Netherlands sharing cocaine appears to be less usual than in the other participant countries. In all other countries a third or more answered they obtained their cocaine for free or through sharing.

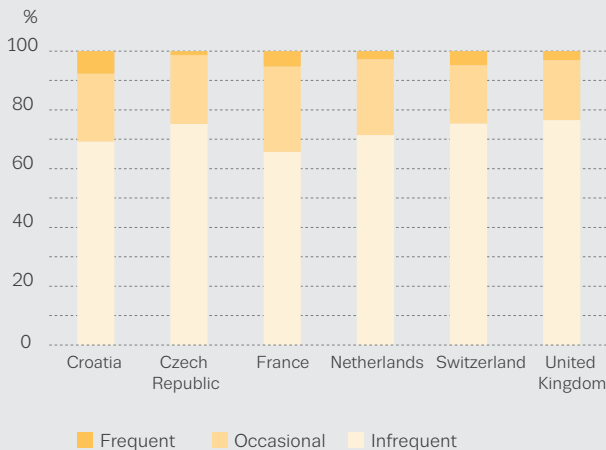


MDMA/ecstasy

Most users of MDMA used infrequently. Frequent use of MDMA is rarer than for other drugs.

In almost all countries frequent users of MDMA tend to be younger than amphetamines, cannabis or cocaine users. Frequent ecstasy users ranged from 1% in the Czech Republic to 5% in France and 7% in Croatia – effect of recruiting via Facebook?

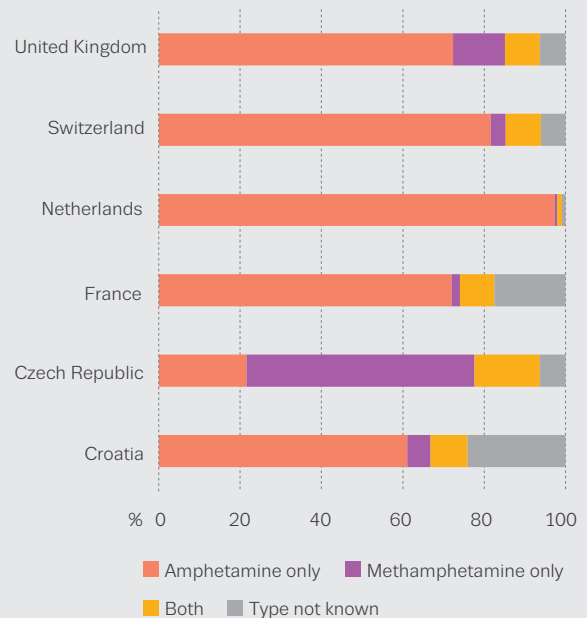
FREQUENCY OF MDMA USE



Highest amounts (grams) of MDMA used on a typical day were reported in France (1.0 g), followed by the Netherlands (0.9 g). The lowest amounts were found in Croatia and the Czech Republic.

Amphetamines

Participants were asked about the difference between amphetamine and methamphetamine. More than 60% of participants used amphetamine only in all countries except for the Czech Republic where 56% used methamphetamine only.



The Czech Republic sample survey had the highest proportion of frequent users (21%), France had the lowest proportion (12%). The proportion of frequent users in the amphetamines samples was higher than for MDMA in all countries.

Limitations:

- Not generalisable to the whole population — complement not replacement for traditional surveys
- Current recruitment strategies mainly reach recreational users

Next steps:

- Austria, Belgium, Cyprus, Estonia, Finland, Italy, Latvia, Lithuania, Poland and United Kingdom will join a second round of the survey
- For more detailed information, please visit: emcdda.europa.eu/activities/european-web-survey-on-drugs